



1919 Torrance Boulevard  
Torrance, CA 90501  
Tel: (800) 999-1009

Honda : Pilot : 2023 : Front Wheel Drive

## Wheel Alignment

WinAlign 18.0 – 2023.1 Specification Database

COMPLETE

Before Measurements			Current Measurements		
<p><b>Left Front</b></p> <p><math>-0.8^\circ</math> Camber</p> <p><math>3.7^\circ</math> Caster</p> <p><math>0.14^\circ</math> Toe</p>	<p><b>Front</b></p> <p><math>0.17^\circ</math> Total Toe</p> <p><math>0.06^\circ</math> Steer Ahead</p>	<p><b>Right Front</b></p> <p><math>-0.9^\circ</math> Camber</p> <p><math>3.7^\circ</math> Caster</p> <p><math>0.03^\circ</math> Toe</p>	<p><b>Left Front</b></p> <p><math>-0.8^\circ</math> Camber</p> <p><math>3.7^\circ</math> Caster</p> <p><math>-0.03^\circ</math> Toe</p>	<p><b>Front</b></p> <p><math>0.17^\circ</math> Total Toe</p> <p><math>0.0^\circ</math> Steer Ahead</p>	<p><b>Right Front</b></p> <p><math>-0.9^\circ</math> Camber</p> <p><math>3.7^\circ</math> Caster</p> <p><math>0.03^\circ</math> Toe</p>
<p><b>Left Rear</b></p> <p><math>-1.1^\circ</math> Camber</p> <p><math>0.49^\circ</math> Toe</p>	<p><b>Rear</b></p> <p><math>0.46^\circ</math> Total Toe</p> <p><math>0.25^\circ</math> Thrust Angle</p>	<p><b>Right Rear</b></p> <p><math>-0.9^\circ</math> Camber</p> <p><math>-0.02^\circ</math> Toe</p>	<p><b>Left Rear</b></p> <p><math>-1.2^\circ</math> Camber</p> <p><math>0.05^\circ</math> Toe</p>	<p><b>Rear</b></p> <p><math>0.03^\circ</math> Total Toe</p> <p><math>0.03^\circ</math> Thrust Angle</p>	<p><b>Right Rear</b></p> <p><math>-0.9^\circ</math> Camber</p> <p><math>-0.02^\circ</math> Toe</p>

## Steering System Reset

COMPLETE

Before	Current
<div style="display: flex; align-items: center; justify-content: center;"> <div style="text-align: left;"> <p><b>Electronic Stability Control (ESC)</b></p> </div> <div style="background-color: #ccc; padding: 5px 15px; margin-left: 10px; font-weight: bold;">+0.5°</div> </div>	<div style="display: flex; align-items: center; justify-content: center;"> <div style="color: green; font-size: 2em; margin-right: 5px;">✓</div> <div style="display: flex; align-items: center; justify-content: center;"> <div style="text-align: left;"> <p><b>Electronic Stability Control (ESC)</b></p> </div> <div style="background-color: #ccc; padding: 5px 15px; margin-left: 10px; font-weight: bold;">+0.0°</div> </div> </div>

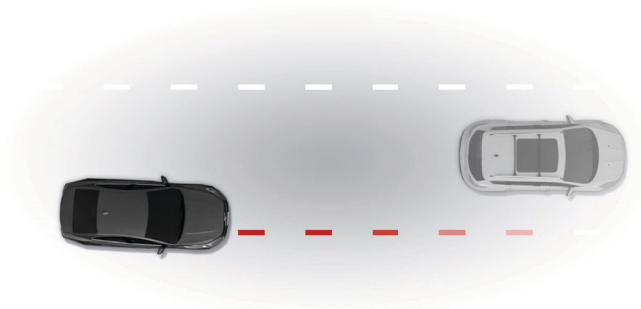


# Front Facing Camera

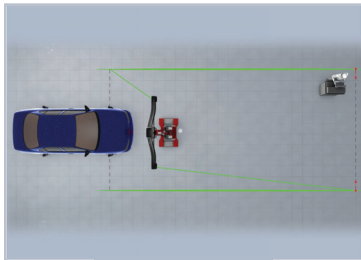
Single Recognition

**COMPLETE**


Forward-facing cameras track and analyze your driving environment. These components often assist with lane departure warnings, traffic sign detection, forward collision warnings, adaptive cruise control, pedestrian detection, and automatic high beams. Refer to your vehicle's user manual to determine which specific functions it provides.



Target(s) used:  
#2, #4 Honda 120mm



Workspace clear of obstructions  
✓ Designated area confirmed



Targets placed in front of vehicle  
✓ Target 3D position and orientation confirmed



Calibrate vehicle forward facing camera to target  
✓ Calibration confirmed

### Hunter Ultimate ADAS Equipment Calibration Status

Last Calibration: 10/11/22

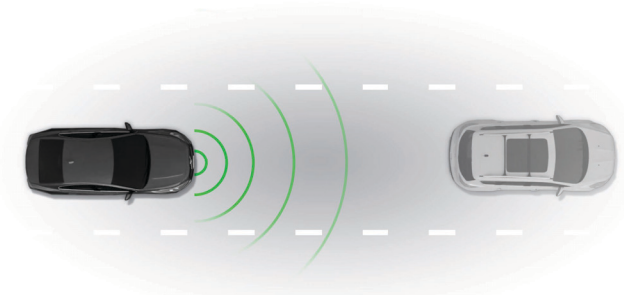


# Front Facing Radar

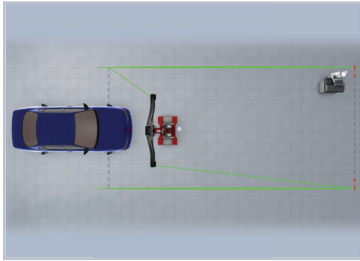
Corner Cube

**COMPLETE**

Forward-facing radars detect vehicles and objects in front of the driver. These components often assist with adaptive cruise control, automatic emergency braking, forward collision warnings, and front lane change assistance. Refer to your vehicle's user manual to determine which specific functions it provides.



Target(s) used:  
#100 Corner Reflector



Workspace clear of obstructions  
✓ Designated area confirmed



Radar reflector stand placed  
✓ Laser measurement confirmed



Calibrate vehicle forward facing radar to reflector  
✓ Calibration confirmed

### Hunter Ultimate ADAS Equipment Calibration Status

Last Calibration: 10/11/22




# Surround View Monitor

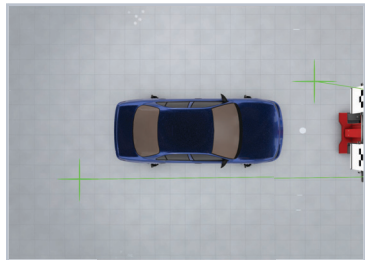
Left Camera

**COMPLETE**

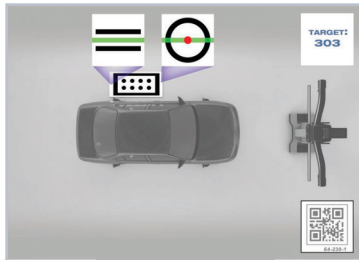
Surround cameras track and analyze your immediate surroundings. These components often assist with blind spot detection, lane change assistance and parking assistance. Refer to your vehicle's user manual to determine which specific functions it provides.



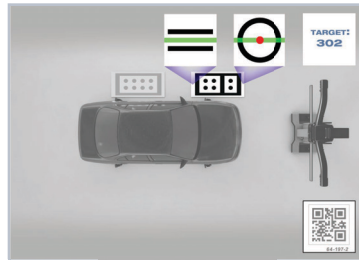
Target(s) used:  
Honda #302, #303 Floor Mats



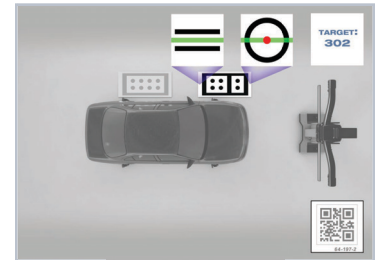
Workspace clear of obstructions  
✓ Designated area confirmed



Floor mat placed  
✓ Laser guided placement



Floor mat placed  
✓ Laser guided placement



Calibrate surround view camera left to floor mat targets  
✓ Calibration confirmed

### Hunter Ultimate ADAS Equipment Calibration Status

Last Calibration: 10/11/22



# Surround View Monitor

Front Camera


**COMPLETE**

Surround cameras track and analyze your immediate surroundings. These components often assist with blind spot detection, lane change assistance and parking assistance. Refer to your vehicle's user manual to determine which specific functions it provides.



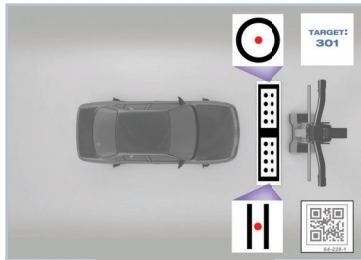
Target(s) used:

Honda #301 Floor Mat



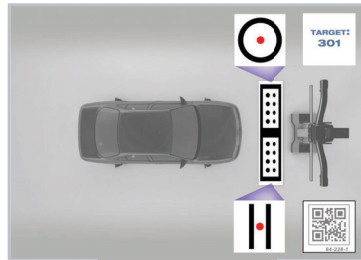
Workspace clear of obstructions

✓ Designated area confirmed



Floor mat placed

✓ Laser guided placement



Calibrate surround view camera front to floor mat target

✓ Calibration confirmed

## Hunter Ultimate ADAS Equipment Calibration Status

Last Calibration: 10/11/22

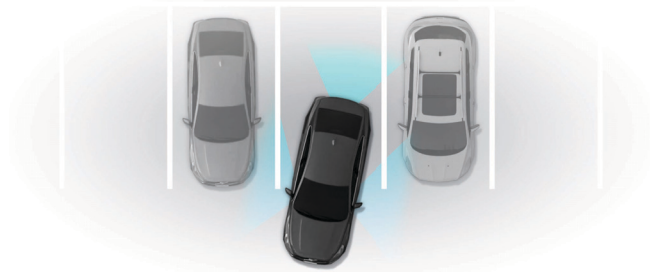


# Surround View Monitor

Right Camera


**COMPLETE**

Surround cameras track and analyze your immediate surroundings. These components often assist with blind spot detection, lane change assistance and parking assistance. Refer to your vehicle's user manual to determine which specific functions it provides.



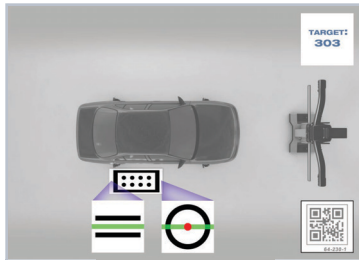
Target(s) used:

Honda #302, #303 Floor Mats




Workspace clear of obstructions

✓ Designated area confirmed



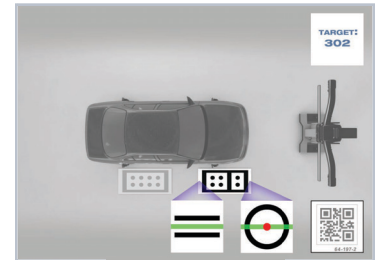
Floor mat placed

✓ Laser guided placement



Floor mat placed

✓ Laser guided placement



Calibrate surround view camera right to floor mat targets

✓ Calibration confirmed

## Hunter Ultimate ADAS Equipment Calibration Status

Last Calibration: 10/11/22



# Surround View Monitor


Rear Camera

**COMPLETE**

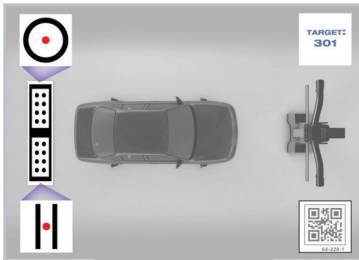
Surround cameras track and analyze your immediate surroundings. These components often assist with blind spot detection, lane change assistance and parking assistance. Refer to your vehicle's user manual to determine which specific functions it provides.



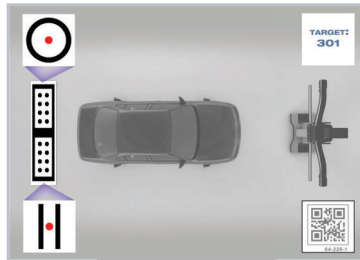
Target(s) used:  
Honda #301 Floor Mat



Workspace clear of obstructions  
✓ Designated area confirmed



Floor mat placed  
✓ Laser guided placement



Calibrate surround view camera rear to floor mat target  
✓ Calibration confirmed

### Hunter Ultimate ADAS Equipment Calibration Status

Last Calibration: 10/11/22