


# RX72KLFIS

Flush Mount Lift Rack



## SPECIFICATIONS



RX72KLFIS Shown (jacks optional)

### Site Specifications (Refer to 7514-TE for full site requirements)

Air Supply Requirements	9-10.3 bar (130-150 PSI)
Minimum Concrete Spec.	76 mm (3 in.) thick, 20,700 kPa (3000 PSI) rating
Maximum Floor Slope	51 mm (2 in.) over 3200 mm (126 in.)

### Product Specifications

Max. Vehicle Weight	7200 kg (16,000 lbs.)
Max. Wheelbase	
General Service	5105 mm (201 in.)
Two-Wheel Alignment	4953 mm (195 in.)
Four-Wheel Alignment	4267 mm (168 in.)
Alignment Height	All lock positions
Min. Four-Wheel Alignment	2235 mm (88 in.)
Lifting Speed	1-speed, 60 seconds
Lowering Speed	2-speed, 25 seconds

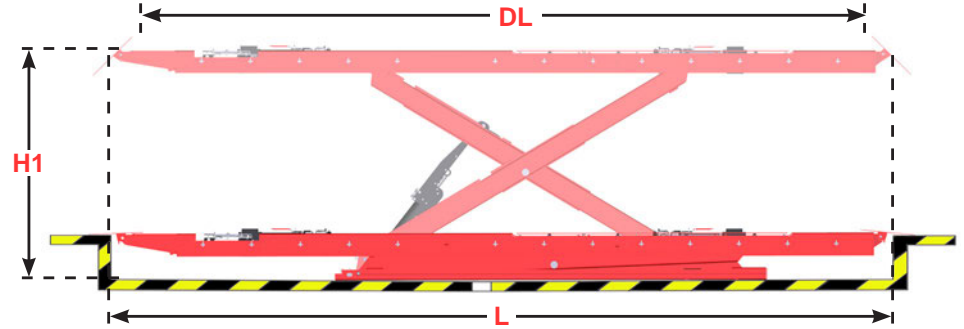
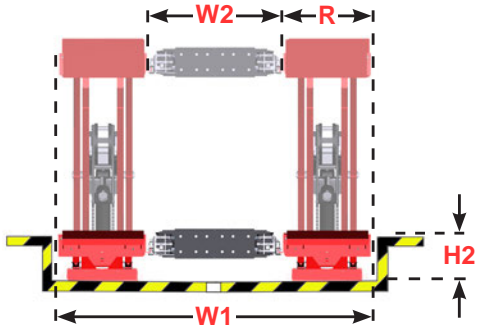
### Power Requirements (for available models)

215E	200/208/230 VAC, 1 phase, 50 HZ, 26 Amp
216E	200/208/230 VAC, 1 phase, 60 HZ, 26 Amp
435E	208/230/400/460 VAC, 3 phase, 50 HZ, 18 Amp (208/230) / 9 Amp (400/460)

## MODEL FEATURES / DIMENSIONS

Features	std.	opt.
Fully Integrated Alignment	✓	
POWER SLIDE	✓	
INFLATION STATION	✓	
2-Speed Lowering	✓	
9000-lb Swing Air Jacks		opt.

Dimension	
Outside Width (W1)	2350 mm 92.5 in.
Inside Width (W2)	1016 mm 40 in.
Length (L)	6020 mm 237 in.
Deck Length (DL)	5512 mm 217 in.
Runway Width (R)	660 mm 26 in.
Raised Height (H1)	1778 mm 70 in.
Stack Height (H2)	318 to 330 mm 12.5 to 13 in.

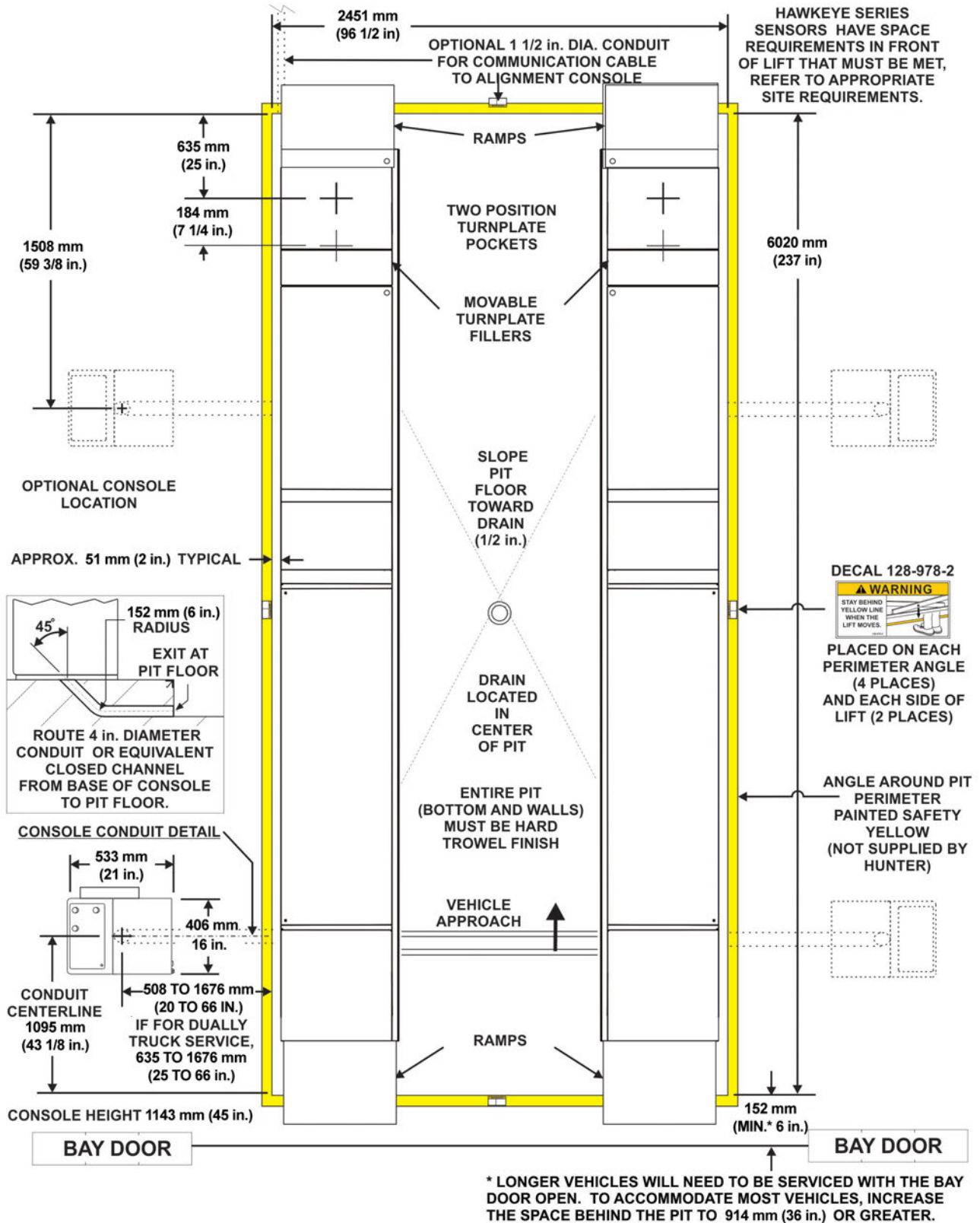


Continued on Page 2

For general inquiries visit:  
[www.hunter.com](http://www.hunter.com)

For local contact visit:  
[www.hunter.com/hunter-international](http://www.hunter.com/hunter-international)

**SPECIFICATIONS (Refer to RF08165-05 for construction drawings)**



Dimensions shown are for end result. Tile thickness (if applicable) must be considered before pouring concrete.

Positioning of control console is limited to a maximum space between console and rack of 1676 mm (66 in.) at the approach ramp end and 4877 mm (192 in.)