

AUTOCOMP ELITE®

On-Car Brake Lathe



Turn a profit for your shop



Powerful 1.5-hp motor and drive



12 seconds or less compensation time



Anti-Chatter Technology prevents chatter

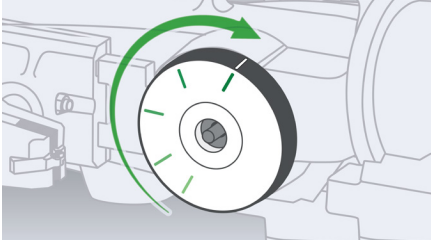


Digi-Cal measures rotor dimensions cut depth



Auto Comp Elite® at-a-glance

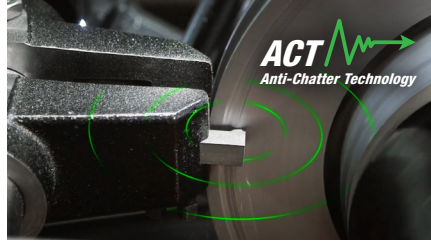
FAST, QUALITY BRAKE SERVICE



PATENT PENDING

Automatic compensation

- ✓ Determines compensation and eliminates "wandering"
- ✓ Consistent times average under 12 seconds



PATENTED

Anti-Chatter Technology

- ✓ Oscillates machining speed to prevent buildup of vibration (chatter)
- ✓ No bands or other devices required



PATENTED

Variable-speed drive

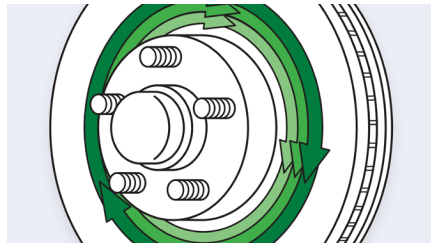
- ✓ Avoid differential lock-ups by cutting at lower speed
- ✓ No need to disassemble drive train



EXCLUSIVE

Powerful motor and drive

- ✓ 1.5-hp motor provides class-leading speed and torque
- ✓ Service vehicles without pulling driveshafts



PATENTED

Precise machining

- ✓ Unique, stepped cutting pattern prevents radial "push-out" effect
- ✓ True one-cut pass
- ✓ No sanding needed



OPTIONAL

Digi-Cal measurement

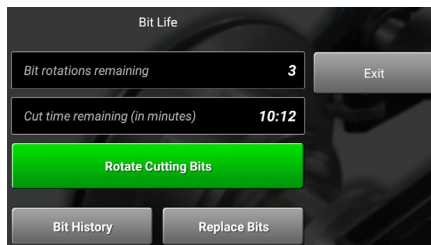
- ✓ Determine if workpiece should be discarded prior to machining
- ✓ Accurately determines depth of cut
- ✓ Perform one-cut service



OPTIONAL

Touchscreen interface

- ✓ Instant access to rotor specs
- ✓ Thickness and depth cut display
- ✓ On-board operation videos



OPTIONAL

BitMinder

- ✓ Track cutting bit usage to ensure cut quality and minimize expense



OPTIONAL, PATENT PENDING

Adjustable adaptors

- ✓ Handles 3-, 4-, and 5-lug vehicles
- ✓ Covers almost all vehicles up to 3500 series trucks when paired with the passenger adaptors



Proudly made
in Durant, MS



ACE22 shown (includes optional touch-screen interface, Digi-Cal and Pro kit adaptors)

Automatic compensation

LET THE LATHE "DIAL IT IN"

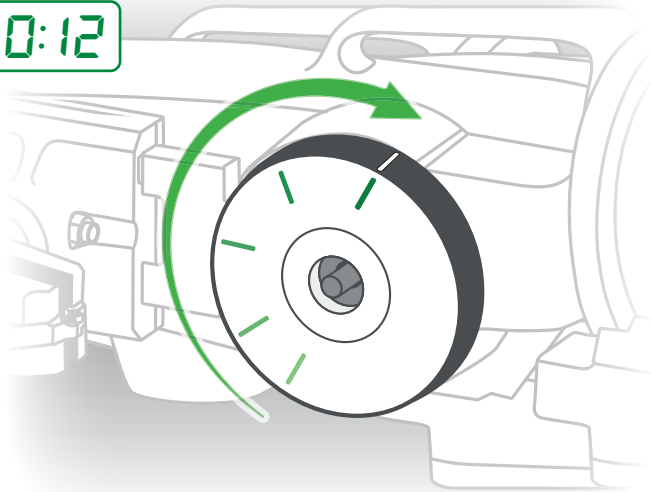
Hunter's Automatic Compensation enhances speed and accuracy by exactly calculating the position of the compensation solution to eliminate guesswork.

HUNTER SYSTEM

Direct compensation

Five adjustments in a single revolution

0:12

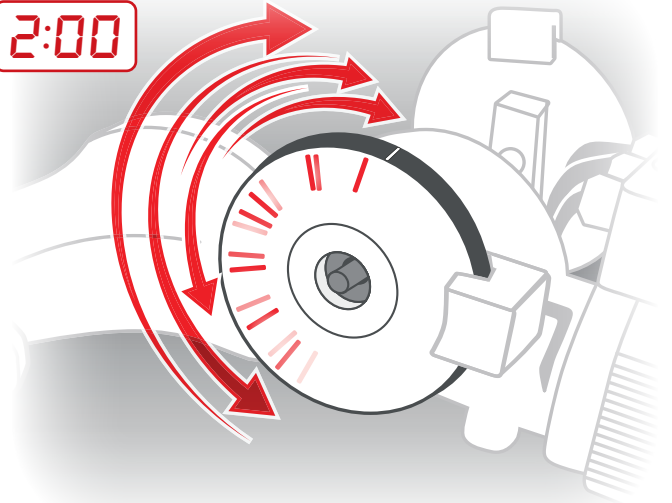


OTHERS

Wandering compensation

Unpredictable and inconsistent adjustments

2:00



EASILY SERVICE DIFFICULT VEHICLES



POWERFUL MOTOR

Avoid need to drop driveshafts



HIGH SPEED

Cut fast and chatter-free on most vehicles



VARIABLE SPEED

Avoid locking differential speed on trucks and performance vehicles



REVERSE ROTATION

Cut more rotors on high-drag vehicles



No need to remove drive train components

Cut rotors on vehicles that have high driveline drag with reverse rotation and an industry-leading 1.5-hp motor, making trucks and performance vehicles easy tasks. Avoid adding time to the job and the risk of removing drive train components!

Touchscreen interface (optional)

FULL CONTROL OF THE CUT



Operation screen

Allows full lathe control from tablet



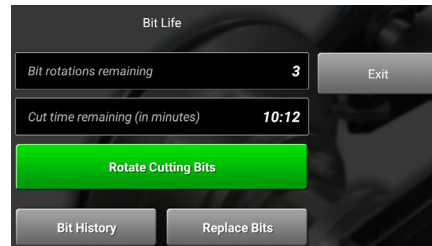
On-board training videos

Get techs up to speed quickly



Vehicle database

Quickly look up adaptors and brake specifications





BitMinder

Efficiently uses cutting bits

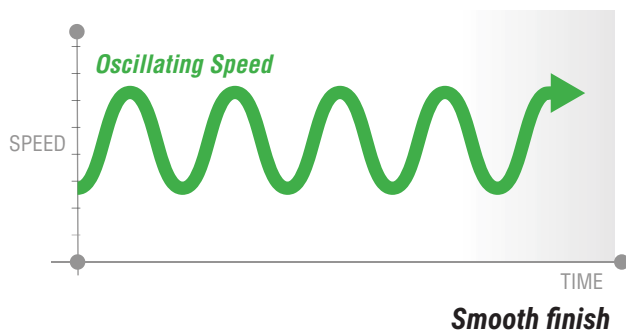


Anti-Chatter Technology eliminates buildup of vibration – stop chatter before it starts!



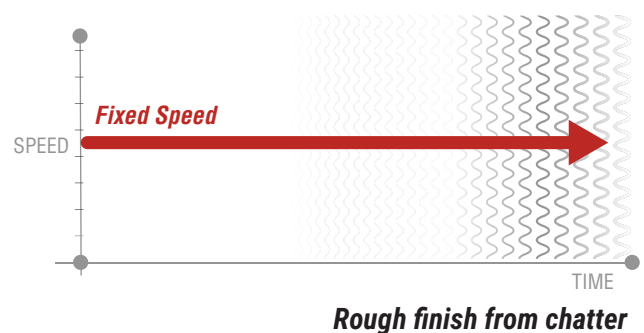
Oscillating speed

Anti-Chatter Technology (ACT) varies spindle speed to keep chatter-inducing vibration from starting, resulting in a smoother surface finish.








Fixed speed

Chatter can start when machining rotors at a fixed speed. This is similar to how a moistened finger can make a crystal glass sing.




Digi-Cal measurement

MEASURE ROTOR DIMENSIONS AND DEPTH OF CUT

-  Measuring system is located at the end of the cutter shaft
-  Bright LED illuminates the backside of the rotor
-  Does not lose calibration when turned off or stored
-  Dimensions turn red on the screen when attempting to cut rotor below manufacturer's specification
-  No hand tools required





Comparison


HOW DOES IT COMPARE?



Other On-Car Lathes



Bench Lathe



Inexpensive Replacement Rotors

Speed

2x faster
Superior compensation

No need to remove rotors
True one-cut pass

No waiting for orders
Avoid comebacks
Save labor on captured rotors

Efficiency

Anti-Chatter Technology
Touchscreen interface
improves control and training

Runout < 0.001"
Anti-Chatter Technology
Interrupted cut breaks spiral groove

Labor more profitable than parts
Bay not tied up
Job completed faster

Quality

50% more torque
Variable speed
Reverse rotation for difficult jobs

Simple setup
On-screen lookup of specs,
tolerances, and torques

Replacement rotors
are often poor quality
Eliminate concern of stacking tolerances
or material behind hub

SPECIFICATIONS

Power requirements	115V, 15 Amp, 60 Hz, 1 ph NEMA 5-15P plug (220V, 50-60Hz optional)	
Rotor max diameter	16.40 in. (417 mm)	17.50 in. (445 mm)*
Rotor max thickness	1.75 in. (44 mm)	2.75 in. (70 mm)*
Rotor max friction face	3.63 in. (92 mm)	3.69 in. (94 mm)*
Feed distance	5.84 in. (148 mm)	
Max runout compensation	.020 in. (.5 mm)	
Spindle speed	Adjustable & auto variable (ACT), 0-150 rpm reversible	
Motor	1.5 hp (1.12 kw) @3450 rpm	
Spindle height, high range	24.5 - 40.5 in. (622 - 1029 mm)	
Spindle height, low range	20.25 - 36.25 in. (514 - 921 mm) **	

* With optional Extended Twin Cutter Tool Assembly (20-1853-1)

** With lift strut in lower position

Optional Equipment

Extended twin cutter tool assembly 20-3894-1

Expands the diameter and offset capacity to service larger rotors found on medium-duty vehicles and rear rotors with integral parking brakes in late-model trucks



Adjustable adaptors 20-3713-3

Covers almost all 3-, 4-, and 5-lug vehicles up to 3500 series trucks when paired with the passenger adaptors



Truck adaptor kits available

See Brake Lathe Accessories document (LB03947-00) for full selection.

Models	ACE23	ACE22	ACE21	ACE20	ACE13	ACE12	ACE11	ACE10	ACE03	ACE02	ACE01
Tablet interface	✓	✓	✓	✓	✓	✓	✓	✓			
Digi-Cal	✓	✓	✓	✓							
Passenger adaptors	✓		✓		✓		✓		✓		✓
Pro adaptors		✓				✓				✓	
Adjustable adaptors	✓				✓				✓		

Your local Hunter team is ready to help

- ✂ Receive same- or next-day service
- 📞 Get a free quote or on-site demo
- 🎓 Register for ASE-accredited training courses
- 📄 General information and questions



Contact your local team

hunter.com/contact

Because of continuing technological advances, specifications, models and options are subject to change without notice.

PowerSlide and WinAlign are registered trademarks of Hunter Engineering Company. The PowerSlide logo is a trademark of Hunter Engineering Company.