

# Brake Lathe Accessories



Visit [hunter.com/shop](https://hunter.com/shop) to order select genuine Hunter® brake lathe consumable parts online.  
Outside the U.S.? Use the link to get in touch with your local Hunter team.




# STANDARD ACCESSORY PACKAGE

A	20-3642-1	Trolley stand & support structure For AutoComp Elite® lathe
B	179-15-2	Safety glasses
C	20-3714-1	Lug nut kit  For use when existing lug nuts do not clear universal adaptor attachment bolts.  Includes 5 each of the following: 76-409-2 - Lug Nut 12mm x 1.75mm 76-601-2 - Lug Nut -14mm x 2mm-3/4" Hex 76-131-2 - Lug Nut 1/2" - 20 76-147-2 - Lug Nut 12mm x1.5mm 76-602-2 - Lug Nut - 9/16" - 18 - 3/4" Hex 76-300-2 - Lug Nut 14mm X 1.5mm 76-357-2 - Lug Nut 12mm X 1.25mm 76-358-2 - Lug Nut 7/16" - 20
D	221-781-2	Tool, 22 mm ratchet wrench
E	20-1418-1	Micro-round insert kit
F	11-1804-2	Tool Holder, cutter support
G	175-484-2	Brush, 2"
H	216-145-2	Hook, double-ended
I	221-753-2	Tool, 8 mm wrench
J	11-1620-1	Stabilizer assembly <i>Includes:</i> 16-1063-1-005 – Tube 34-183-2 – Knob 63-291-2 – Rod
	46-475-2	Spacer washers (4 ea.) (not pictured)  Precision machined spacer washers are placed under flange adaptor when necessary, to clear studs with tall shoulders or hubs with exposed bolts.




**ACE22**  
(includes optional touch-screen interface, Digi-Cal and Pro kit adaptors)



**20-3613-1**  
Optional safety guard for ACE Lathes.  
*Required in Quebec Canada*

# ADAPTOR KITS & ACCESSORIES




## Passenger adaptor kit – 20-3301-1

Consists of two adaptors with coverage for a wide range of applications fitting most passenger car and some light truck 4x2 rotors.

Kit includes:

A	175-492-1	4-Lug flange adaptor
B	175-493-1	5-Lug flange adaptor




## Pro adaptor kit – 20-3388-1

The optional Pro kit enables the servicing of most passenger cars and light trucks up to and including ½-ton ratings. Includes a complete line of light-duty truck and passenger car adaptors.

Kit includes:

A	175-492-1	4-Lug flange adaptor
B	175-493-1	5-Lug flange adaptor
C	175-498-1	Flange adaptor 5x130 mm, 5x135 mm, 5x150 mm, 5x160 mm
D	175-499-1	Flange adaptor 3x4.50", 3x114.3 mm, 3x115 mm, 6x135 mm
E	175-502-1	Flange adaptor 4x5.50", 5x5.50", 6x5.50"
F	175-503-1	Flange adaptor 5x5.00", 6x5.00"
G	175-504-1	Flange adaptor 6x130 mm, 6x132 mm
H	175-506-1	Flange adaptor 5x105 mm, 6x120mm



## Adjustable adaptors – 20-3713-3

The Adjustable adaptor kit includes all three adjustable adaptors, twelve standard legs and five long legs (longer legs are for dually trucks). Adjustable adaptors are intended to be used with PAS adaptors (Kit 20-3301-1). When paired with the passenger adaptors, covers almost 100% of vehicles up to 3500 series trucks.

Kit includes:

A	175-532-1	Three lug adaptor (without legs)
B	175-531-1	Four lug Adaptor (without legs)
C	175-530-1	Five lug adaptor (without legs)
D	13-349-3	Adaptor legs - standard (shown installed)
E	13-350-3	Long adaptor legs



## Extended twin cutter tool assembly – 20-3894-1

This kit greatly expands the diameter and offset capacity of AutoComp Elite® lathes to service deep-offset rear rotors found on dually trucks. Also allows servicing of rear rotors with integral parking brakes commonly found in late model trucks.

Maximum diameter: 16.25"      Maximum thickness: 3.25"

See Form 6133-T for application information.

# ADAPTOR KITS & ACCESSORIES

## Passenger car & light truck flange adaptors



**175-492-1**

**4-Lug**

4x98 mm, 4x100 mm,  
4x4.00", 4x4.25",  
4x110 mm, 4x4.50",  
4x114.3 mm, 4x120 mm

Fits most 4-lug vehicles.



**175-493-1**

**5-Lug**

5x100 mm, 5x4.25",  
5x110 mm, 5x112 mm,  
5x4.50", 5x114.3 mm,  
5x115 mm, 5x120 mm,  
5x4.75" mm

Fits most 5-lug vehicles.



**175-502-1\***

4x5.50", 5x5.50", 6x5.50"

*Acura, Cadillac, Chevrolet,  
Chrysler, Dodge, RAM, Ford,  
Geo, GMC, Honda, Hyundai,  
Infiniti, Isuzu, Jeep, Kia,  
Lexus, Mazda, Mitsubishi,  
Nissan, Plymouth, Suzuki,  
Toyota*



**175-503-1\***

5x5.00", 6x5.00"

*Buick, Cadillac, Chevrolet,  
Chrysler, Dodge, Ford,  
GMC, Isuzu, Jeep, Lincoln,  
Mercury, Oldsmobile,  
Pontiac, Saab, Volkswagen*



**175-498-1**

5x130 mm, 5x135 mm,  
5x150 mm, 5x160 mm

*Audi, Dodge, Ford,  
Freightliner,  
Lexus, Lincoln, Mercedes-  
Benz, Porsche, Toyota,  
Volkswagen*



**175-499-1**

3x4.50", 3x114.3 mm,  
3x115 mm, 6x135 mm

*Buick, Cadillac, Dodge, SRT,  
Ford, Kia, Lincoln, Nissan,  
Pontiac, Saturn, Suzuki*



**175-500-1\*\***

4x5.50", 5x5.50", 6x5.50"

*Infiniti QX80*



**175-501-1\***

6x6.50", 7x150 mm,  
8x6.50", 8x170 mm

*Ford F150 HD 7-Lug,  
F250.F350 LD 7-Lug*



**175-494-1**

5x6.50", 5x155 mm

*Bentley, Land Rover,  
Rolls Royce*



**175-495-1**

7x150 mm, 8x6.50",  
8x170 mm

*Dodge/Ram 2500/3500,  
Ford F250/F350 E250/E350,  
Hummer H1*



**175-504-1**

6x130 mm, 6x132 mm

*Buick, Chevrolet, Dodge,  
Ram, Freightliner, GMC,  
Saturn*



**175-506-1**

5x105 mm, 6x120mm

*Buick, Cadillac, Chevrolet,  
GMC, Saab*

### Honda flange adaptors



**175-529-2**

**4-Lug**

4x4.5", 4x100mm

*Honda, Acura*



**175-526-2**

**5-Lug**

5x4.5", 5x120mm

*Honda, Acura  
(also Toyota)*

### BMW flange adaptors



**175-517-2**

**4-Lug**

4x100mm

*BMW*



**175-518-2**

**5-Lug**

5x112mm

*BMW*

# ADAPTOR KITS & ACCESSORIES

## Medium- and heavy-duty adaptors<sup>†</sup>




**Flange adaptor  
175-496-1**

8x225 mm, 10x7.25",  
10x225 mm  
Chevrolet/GMC C3500 HD  
4x2, Ford F450/F550



**Flange adaptor  
175-505-1**

5x8.00", 6x8.75"  
Chevrolet, GMC,  
Isuzu Box Trucks



**Flange adaptor  
175-508-1**

6x8.75", 10x8.75"



**Flange adaptor  
175-510-1**

8x225 mm, 10x225 mm



**Flange adaptor  
175-511-1**

8x275 mm



**Flange adaptor  
175-512-1**

8x285 mm, 10x11.25"



**Flange adaptor  
175-513-1**

10x335 mm



**Flange adaptor  
175-514-1**

8x200 mm, 10x7.25"



**Flange adaptor  
175-515-1**

8x285 mm, 10x11.25"



**Flange adaptor  
175-509-1**

8x6.50", 8x170 mm  
Chevrolet, Dodge, Ram,  
Ford, GMC, Hummer, Jeep,  
Nissan, Medium Duty Trucks

### Ford Transit



**175-522-1**

6 X 180mm

Ford Transit with Dual Rear Wheels (DRW) Dually applications require the extended twin-cutter, 20-3092-1. Not included in the Ford Truck Adaptor Kit, 20-3202-1.


### Dodge ProMaster



**175-527-1**

5 X 130 mm

Note: This adaptor is not included with the RAM adaptor kit, 20-3204-1. Adaptor 175-498-1 supports the ProMaster bolt pattern, 5x130mm, but the ProMaster studs are too large for this adaptor.



**Flange adaptor  
175-497-1**

6x205 mm

Dodge, Ram, Freightliner



**Flange adaptor  
175-507-1**

8x180 mm, 8x210 mm

Chevrolet, GMC HD Trucks  
and Dualies

# TRUCK ADAPTOR KITS


Truck kits only support 2500 series trucks and larger. For more complete coverage, use in combination with the Pro adaptor kit.



## Combo Trucks – 20-3201-1

Kit includes:


A	175-495-1	7x150 mm, 8x6.50", 8x170 mm
B	175-496-1	8x225 mm, 10x7.25", 10x225 mm
C	175-497-1	6x205 mm
D	175-501-1	6x6.50", 7x150 mm, 8x6.50", 8x170 mm
E	175-505-1	5x8.00", 6x8.75"
F	175-507-1	8x180 mm, 8x210 mm
G	175-509-1	8x6.50", 8x170 mm
H	175-510-1	8x225 mm, 10x225 mm
I	175-514-1	8x200 mm, 10x7.25"



## Ford Trucks – 20-3202-1

Kit includes:


A	175-495-1	7x150 mm, 8x6.50", 8x170 mm
B	175-496-1	8x225 mm, 10x7.25", 10x225 mm
C	175-501-1	6x6.50", 7x150 mm, 8x6.50", 8x170 mm
D	175-509-1	8x6.50", 8x170 mm
E	175-510-1	8x225 mm, 10x225 mm
F	175-514-1	8x200 mm, 10x7.25"



## 2500/3500 Trucks – 20-3461-1

Kit includes:


A	175-495-1	7x150 mm, 8x6.50", 8x170 mm
B	175-507-1	8x180 mm, 8x210 mm
C	175-509-1	8x6.50", 8x170 mm



## GM Trucks – 20-3203-1

Kit includes:

A	175-505-1	5x8.00", 6x8.75"
B	175-507-1	8x180 mm, 8x210 mm
C	175-509-1	8x6.50", 8x170 mm



## Ram Trucks – 20-3204-1

Kit includes:

A	175-495-1	7x150 mm, 8x6.50", 8x170 mm
B	175-500-1	4x5.50", 5x5.50", 6x5.50"
C	175-509-1	8x6.50", 8x170 mm
D	175-510-1	8x225 mm, 10x225 mm


# OPTIONAL ACCESSORIES



## BL73

Includes ACT / Digi-Cal 2.0 package, tablet, rotor capability, bench and dust collection hood).

*Shown with optional adaptors*



*Bench includes standard storage drawer and convenient document holder.*



## Dust Containment System\* – 20-3991-1

Designed to contain brake machining dust and metal particles. Access window allows easy viewing of work piece during machining.

## BL Lathe Mobile Bench with Chip Funnel 20-4066-1

Flexibility and adaptability for your shop


- ✓ Heavy-duty, covered adaptor storage prevents brake dust collection
- ✓ Large, locking casters provide mobility to clean under and behind unit
- ✓ Compatible with Dust Containment System (20-3991-1)



## BL Series lathes

# STANDARD ACCESSORY PACKAGE

A	179-15-2	Shield - safety goggles
B	179-98-1	Shield - plexiglass window assembly
C	76-377-1	Wrenchless self-aligning nut
D	221-639-3	Tool - insert pos rake 4 pack
E	175-484-2	Brush, 2 inch
F	126-47-2	Belt - micro v 26 inch
G	221-605-2	Tool - wrench 1 3/8 x 1 inch
H	221-604-2	Tool - wrench 5/16 inch
	20-3639-1	Brake Lathe Literature Kit (not shown)




## All Hunter bench lathes

# LATHE SILENCERS

Hunter lathe silencers are ideal for damping out resonant vibration that can occur during the machining of drums and rotors.

A	175-187-2	Silencer, truck drum
B	175-186-2	Silencer, drum band standard
C	175-188-2	Silencer, vented rotor band
D	175-276-1	Silencer, vented rotor, spring-type
E	222-38-2	(Patented) Silencer, solid rotor, chain-type <i>Includes:</i> 222-39-2 – Rotor 7" O-ring 98-384-2 – Spring, 0.25" x 2.57" 98-385-2 – Spring, 0.25" x 3.75" 98-386-2 – Spring, 0.25" x 4.53" 98-387-2 – Spring, 0.25" x 6.44"
F	175-190-2	Silencer, rotor solid, large
G	175-189-2	Silencer, rotor solid, small
H	20-1105-1	Silencer, rotor, anti-chatter kit for solid rotors <i>Includes:</i> 223-49-2 – Silencer, rotor 7" O-ring 223-50-2 – Silencer, rotor 8" O-ring 223-51-2 – Silencer, rotor 9" O-ring 58-134-2 – Silencer, rotor, solid, Magnetic bands (set of 3)
I	175-185-2	Silencer, clip-on disc and chip deflector





## All Hunter bench lathes

# ADAPTOR KITS & ACCESSORIES

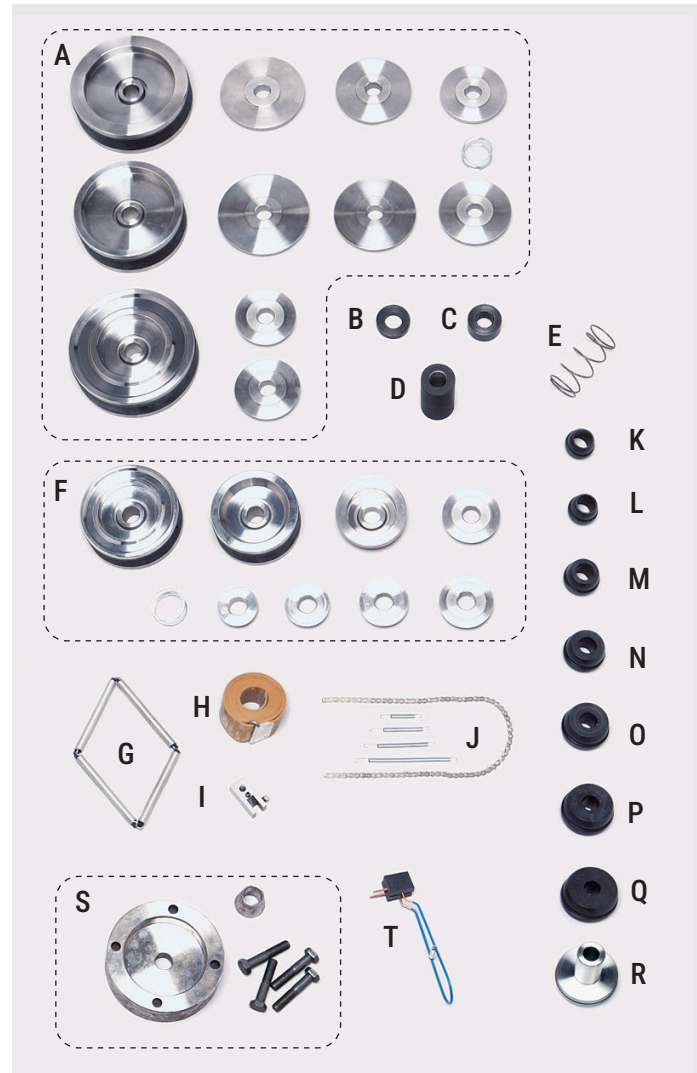
Build a lathe package to match your service needs by selecting a required adaptor kit from the following. Adaptor kits may also be used to upgrade any existing lathe using a 1" arbor.

### Elite Cone adaptor kit – 20-2615-1

Consists of hubbed and hubless adaptors covering a wide range of applications for most passenger cars, light-truck and larger light-trucks, including composites.

Kit includes:

A	20-2568-3	HunterPro™ truck kit
B	46-439-2	Spacer, 0.50"
C	46-440-2	Spacer, 1.00"
D	46-513-2	Spacer, 4.00"
E	98-345-2	Spring
F	20-1661-3	HunterPro™ automotive kit
G	175-276-1	Silencer, vented rotor, spring-type
H	175-186-2	Silencer, drum band
I	175-236-1	Adaptor, drum, deep 1-ton (3.75" friction surface and wider)
J	222-38-2	Silencer, solid rotor, chain-type
K	175-308-2	Dual taper adaptor, 1.10" – 1.60"
L	175-309-2	Dual taper adaptor, 1.20" – 1.70"
M	175-310-2	Dual taper adaptor, 1.60" – 2.10"
N	175-311-2	Dual taper adaptor, 1.90" – 2.50"
O	175-312-2	Dual taper adaptor, 2.30" – 2.90"
P	175-313-2	Dual taper adaptor, 2.70" – 3.20"
Q	175-314-2	Dual taper adaptor, 3.10" – 3.60"
R	51-2185-2	F150 bearing support
S	20-1424-1	Adaptor, rotor, '92 – current 3/4- to 1-ton GM 4WD; '94 – current 3/4- to 1-ton Dodge 2WD and 4WD (includes [192-116-2] Small Cone, 1.31" – 1.75")
T	175-185-2	Silencer, clip-on disc and chip deflector
	175-339-2	Tool holder, drum, medium duty truck parking brake. (not shown)




# ADAPTOR KITS & ACCESSORIES

## Dual QuickChuck™ adaptor kit – 20-2614-1

Consists of hubbed and hubless adaptors and three-jaw chuck mounting system. Covers a wide range of applications for most rotors, drums and flywheels for passenger cars, light trucks and larger light trucks.

Kit includes:

A	175-192-2	Cup, extra large, 7.25"
B	175-231-2	Cup, 5.75"
C	175-233-2	Cup, 4.50"
D	192-111-2	Cone, 1.44" – 2.75"
E	98-345-2	Spring
F	51-2529-2	Plate, dual-sided truck
G	175-423-2	Dual QuickChuck kit
H	51-2185-2	F150 bearing support
I	46-439-2	Spacer, 0.50"
J	46-440-2	Spacer, 1.00"
K	46-513-2	Spacer, 4.00"
L	175-236-1	Adaptor, drum, deep 1-ton (3.75" friction surface & wider)
M	175-185-2	Silencer, clip-on disc
N	175-186-2	Silencer, drum band
O	222-38-2	Silencer, solid rotor, chain-type




P	175-276-1	Silencer, vented rotor, spring-type and Chip Deflector
Q	175-308-2	Dual taper adaptor, 1.10" – 1.60"
R	175-309-2	Dual taper adaptor, 1.20" – 1.70"
S	175-310-2	Dual taper adaptor, 1.60" – 2.10"
T	175-311-2	Dual taper adaptor, 1.90" – 2.50"
U	175-312-2	Dual taper adaptor, 2.30" – 2.90"
V	175-313-2	Dual taper adaptor, 2.70" – 3.20"
W	175-314-2	Dual taper adaptor, 3.10" – 3.60"

## Basic adaptor kit – 20-1665-1

Consists of hubbed and hubless adaptors covering a wide range of applications fitting most passenger car rotors, drums and flywheels, including composites.

Kit includes:

A	20-1661-3	HunterPro™ automotive kit
B	175-186-2	Silencer, drum band
C	222-38-2	Silencer, solid rotor, chain-type
D	175-185-2	Silencer, clip-on disc and chip deflector
E	175-276-1	Silencer, vented rotor, spring-type
F	46-439-2	Spacer, 0.50"
G	46-440-2	Spacer, 1.00"
H	46-513-2	Spacer, 4.00"
I	175-308-2	Dual taper adaptor, 1.10" – 1.60"
J	175-309-2	Dual taper adaptor, 1.20" – 1.70"



K	175-310-2	Dual taper adaptor, 1.60" – 2.10"
L	175-311-2	Dual taper adaptor, 1.90" – 2.50"
M	175-312-2	Dual taper adaptor, 2.30" – 2.90"
N	98-345-2	Spring

# ADAPTOR KITS & ACCESSORIES

## HunterPro F-150 adaptor – 20-2109-3

Addresses the 2004 and up Ford F-150 two-wheel-drive 6- and 7-lug front rotors with internal bearings, which are extremely difficult to setup and machine accurately with traditional brake lathe adaptors.

Kit includes:

<b>A</b>	<b>51-2184-2</b>	Ford F-150 flange plate
<b>B</b>	<b>51-2185-2</b>	F150 bearing support




## Dual QuickChuck™ adaptor – 175-423-2

The dual-sided, three-jaw chuck adaptor for hubless drums and rotors with center holes from 2.13" to 5.75" can obsolete all other adaptors for use with hubless drums. It offers the advantage of unparalleled centering ability combined with speed of setup. Recommended for use with Dual-Sided Truck Plate [51-2529-2].

Kit also includes:


<b>A</b>	<b>175-428-2</b>	Jaws set, small size, 2.13" - 3.75" (shown installed in Three-Jaw Chuck - Side 1)
<b>B</b>	<b>175-429-2</b>	Jaws set, large size, 3.75" - 5.75" (shown installed in Three-Jaw Chuck - Side 2)
<b>C</b>	<b>221-590-2</b>	Tool, T-wrench, three-jaw chuck



## Truck jaw kit – 20-1274-2


Truck jaws for 20-1273-1 for use in mounting hubless drums and rotors with center holes from 3.63" to 5.75". Only for use with QuickChuck adaptor [175-198-2].

Must be ordered as a numbered set.



All Hunter bench lathes

# ADAPTOR KITS & ACCESSORIES



## Self-centering spacer – 46-432-2

Compensates for over-tightening arbor nut and some mounting errors encountered during setups.



## Deep 1-ton drum adaptor 175-236-1

Required when turning drums in which the friction surface is wider than 3.75".




## Taper adaptor – 97-431-2

Required to mount flywheel kit [20-1407-1] and pilot-less drum kit [175-255-1].



## Bushings reducer kit – 20-1333-1

Required when using 1-7/8" adaptors on 1" arbors. Set of three [113-213-2] adaptors.



## Flywheel adaptor kit – 20-1407-1

Mounts flywheels with a pilot hole smaller than 1". Requires 97-431-2

Includes: A: 175-247-2, B: 175-253-2



## Spacer 192-133-2

small drum, 4"



## Extra-small cone 192-116-2

Cone, 1.31" to 1.75"



## 1" arbor x 9.3" 97-422-2

For BL Series Lathes

All Hunter bench lathes

# ARBOR KITS & ACCESSORIES


## 1" arbor kits

### HunterPro automotive kit – 20-1661-1

The ultimate in setup rigidity, this set covers most automotive rotors and drums in service today including most odd configured rotors. Fits most hubless cast/composite automotive rotors, drums and flywheels.

Kit includes:

A	192-134-2	Cone, automotive centering, 1.84" – 2.20"
B	192-135-2	Cone, automotive centering, 2.12" – 2.47"
C	192-136-2	Cone, automotive centering, 2.37" – 2.75"
D	192-137-2	Cone, automotive centering, 2.65" – 3.00"
E	192-138-2	Cone, automotive centering, 2.92" – 3.30"
F	192-133-2	Cone, reversible centering, 2.00" – 3.98"
G	51-1892-2	Flange plate, 4.80"
H	51-1893-2	Flange plate, automotive composite, 5.43"
I	98-383-2	Flange spring, 1.92" x 1.00"



# ARBOR KITS & ACCESSORIES



## 1" arbor kits

### HunterPro truck kit – 20-2568-1

This set covers light trucks up to and including 1-ton and super-duty trucks. Fits most hubless cast/composite light truck rotors, drums and flywheels.

Kit includes:

A	98-383-2	Flange spring, 1.92" x 1.00"
B	192-139-2	Cone, lt. truck centering, 3.20" – 3.57"
C	192-140-2	Cone, lt. truck centering, 3.47" – 3.85"
D	192-141-2	Cone, lt. truck centering, 3.75" – 4.12"
E	192-142-2	Cone, lt. truck centering, 4.03" – 4.40"
F	192-143-2	Cone, lt. truck centering, 4.30" – 4.67"
G	192-144-2	Cone, lt. truck centering, 4.57" – 4.95"
H	192-145-2	Cone, lt. truck centering, 4.85" – 5.22"
I	192-146-2	Cone, lt. truck centering, 5.12" – 5.50"
J	192-166-2	Cone, lt. truck centering, 5.40" – 5.75"
K	51-1896-2	Flange plate, large lt. truck, 6.50"
L	51-2529-2	Plate, dual-side truck, 7.25"



### Extra-large cup and cone kit – 20-1378-1

For 1" arbors.

Kit includes:

A	192-118-2	Cone, 3.88" – 4.44"
B	192-119-2	Cone, 4.13" – 4.97"
C	192-120-2	Cone, 4.83" – 5.50"
D	175-192-2	Cup, extra large, 7.25"
E	175-251-2	Cup, extra large, 6.25"



### Hubbed 2WD/4WD rotor adaptor – 20-1424-1

'92-current 3/4- to 1-ton GM 4WD, '94-current 3/4- to 1-ton Dodge 2WD and 4WD; includes Small Cone, 192-116-2 (not shown).

# ARBOR KITS & ACCESSORIES


## 1-7/8" arbor kits

### Hubbed heavy-duty truck adaptor set – 20-1396-2

For mounting heavy-duty hubbed rotors and drums with center holes from 2.16" to 6.00". Cones can also be used for hubless rotors and drums with clamp cups [175-220-2], [175-219-2] and spring [98-344-2]. [20-1490-1 or 20-1271-1] 1-7/8" Arbor Kit required.

Kit includes:

A	192-100-2	Cone, 2.16" – 3.37"
B	192-121-2	Cone, 2.25" – 3.62"
C	192-122-2	Cone, 3.60" – 4.50" (2 ea.)
D	192-123-2	Cone, 3.50" – 4.87" (2 ea.)
E	192-124-2	Cone, 4.62" – 6.00" (2 ea.)




### Hubless medium-duty truck adaptor set– 20-1397-2

Use for mounting hubless medium-duty items with center holes from 3.83" to 5.00". [20-1490-1 or 20-1271-1] 1-7/8" arbor kit required.

Kit includes:

A	192-125-2	Cone, 3.82" – 4.42"
B	192-126-2	Cone, 4.35" – 5.00"
C	175-220-2	Clamp cup, 6.25" (set of 2)
D	98-344-2	Spring




## 1-7/8" arbor kit\* – 20-1490-1

1-7/8" HD arbor kit for BL Series bench lathes.

Kit includes:

A	97-420-2	Arbor, 1-7/8" x 17"
B	221-584-2	Tool, spanner wrench
C	76-342-2	Nut, 1-7/8" arbor
D	46-448-2	Spacer, 2"
E	46-449-2	Spacer, 3" (2 required)




\* 1-7/8" arbor kits not compatible with dust containment system

## Hubless heavy-duty truck adaptor set – 20-1398-2

For mounting hubless heavy-duty components with center holes from 4.88" to 8.25". [20-1490-1 or 20-1271-1] 1-7/8" arbor kit required.

Kit includes:

A	192-105-2	Cone, 4.88" – 5.50"
B	192-106-2	Cone, 5.44" – 6.03"
C	192-107-2	Cone, 5.97" – 6.50"
D	192-127-2	Cone, 6.50" – 7.44"
E	192-109-2	Cone, 7.00" – 7.64"
F	192-110-2	Cone, 7.58" – 8.17"
G	175-354-2	Clamp cup, 7.25" (2 ea.)
H	175-219-2	Clamp cup, 9.25" (2 ea.)
I	98-344-2	Spring




# INSERTS & TOOL HOLDERS

Inserts, insert holders and tool holders are interchangeable and used for machining rotors and drum applications.

## Bench Lathe

A	221-603-2	Tool holder, drum, negative rake
B	221-643-3	Tool holder, drum, positive rake(Standard with any BL series lathe)
C	221-581-2	Tool holder, rotor, LH, negative rake
D	221-641-3	Tool holder, rotor, LH, positive rake(Standard with any BL series lathe)
E	221-582-2	Tool holder, rotor, RH, negative rake
F	221-642-3	Tool holder, rotor, RH, positive rake(Standard with any BL series lathe)
G	175-339-2	Tool holder, drum, medium duty truck parking brake (For BL series lathes)
H	221-580-2	Inserts, negative rake (0.030" radius tip), 4-pack
	221-639-3	Inserts, positive rake (0.015" radius tip), 4-pack, Standard (not shown)
I	221-617-2	Inserts, negative rake (0.030" radius tip), 24-pack
	221-640-3	Inserts, positive rake (0.015" radius tip), 24-pack (not shown)
J	221-538-3	Inserts, positive rake(0.030" radius tip) 6-pack
K	20-1991-1	3-sided insert & tool holder kit
	221-676-2	Tool holder, LH rotor, .060" radius (not shown)
	221-677-2	Tool holder, RH rotor, .060" radius (not shown)
	221-678-3	Inserts, positive rake, .060" radius (6 screws and 6 inserts) (not shown)



## On-Car Lathe

L	20-1418-1	Micro-round insert kit
	221-626-3	Inserts, micro-round, 10-pack (not shown)
	221-628-2	Insert tool, torx #7, micro-round insert (not shown)
	75-556-2	Insert screws, torx #7, flat head socket cap screw (not shown)
M	11-1563-2	Tool holder, LH rotor micro-round insert
N	11-1564-2	Tool Holder, RH rotor micro-round insert
O	11-1804-2	Tool Holder, cutter support

## Your local Hunter team is ready to help

- ✂ Receive same- or next-day service
- 📞 Get a free quote or on-site demo
- 📖 Register for ASE-accredited training courses
- 📄 General information and questions



Contact your local team

[hunter.com/contact](https://hunter.com/contact)

Because of continuing technological advances, specifications, models and options are subject to change without notice.

AutoComp Elite is a registered trademark of Hunter Engineering Company. HunterPro and QuickChuck are trademarks of Hunter Engineering Company.

0724AHH

Copyright © 2024, Hunter Engineering Company

**HUNTER**  
Engineering Company

[www.hunter.com](https://www.hunter.com)

Form LB03947-00, 07/24

Supersedes form LB03947-00, 02/23