

SMARTWEIGHT® ELITE

Class-leading wheel balancer



Reach new levels in your shop



70 seconds
to balance



Automatic wheel
measurements



Error-proof
CenteringCheck®



SmartWeight® savings
technology



The fastest, most efficient balance

SMARTWEIGHT® ELITE AT A GLANCE



EXCLUSIVE

Speed

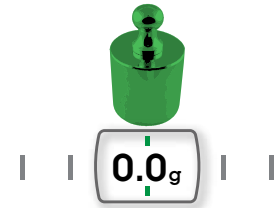
- ✓ Balance wheels faster with automatic dimension entry



PATENTED

Automatic Centering Check®

- ✓ Ensures proper centering
- ✓ Reduce comebacks



PATENTED

eCal auto-calibration

- ✓ True "self-calibration"
- ✓ No operator input required
- ✓ Ensures accurate balance



PATENTED

Vision system

- ✓ Eliminate error opportunities
- ✓ Evaluate rim condition
- ✓ More information in less time



PATENTED

Enhanced SmartWeight®

- ✓ Even better balance
- ✓ Maximum efficiency
- ✓ More single weight solutions



EXCLUSIVE

On-demand videos

- ✓ Simplify training
- ✓ Improve results



EXCLUSIVE

HunterNet®

- ✓ View balancer usage
- ✓ Track weight usage



STANDARD

Touchscreen interface

- ✓ Intuitive interface
- ✓ Reduces training



EXCLUSIVE

Superior alloy shaft

- ✓ Most durable in industry
- ✓ Ensures accurate balancing for years to come



Shown with options

Patented vision technology

MORE FEATURES. LESS ERRORS. NO HASSLE.















Hunter SmartWeight® Elite


vs.



Standard Balancer

-  **Wheel dimensions**
AUTOMATIC
-  **Weight mode**
AUTOMATIC
-  **Spoke location**
AUTOMATIC
-  **Rim profile**
AUTOMATIC
-  **SmartWeight® optimized**
AUTOMATIC
-  **Rim runout**
AUTOMATIC
-  **Error-proof**
AUTOMATIC
-  **Guided balance**

-  **Wheel dimensions**
MANUAL
-  **Weight mode**
MANUAL
-  **Spoke location**
MANUAL
- Rim profile**
- SmartWeight®-optimized**
- Rim-runout**
- Error-proof**
-  **Unguided balance**



Wheel dimensions

AUTOMATIC

Automatically determines weight plane locations



Spoke location

AUTOMATIC

Automatically hides tape weights behind spokes



Weight mode

AUTOMATIC

Selects clip or tape weight usage



SmartWeight® optimized

AUTOMATIC

Allows more single weight solutions



Rim runout

AUTOMATIC

Diagnose bent rims



Rim profiled

AUTOMATIC

Creates three-dimensional model of the rim



Reduce operator error

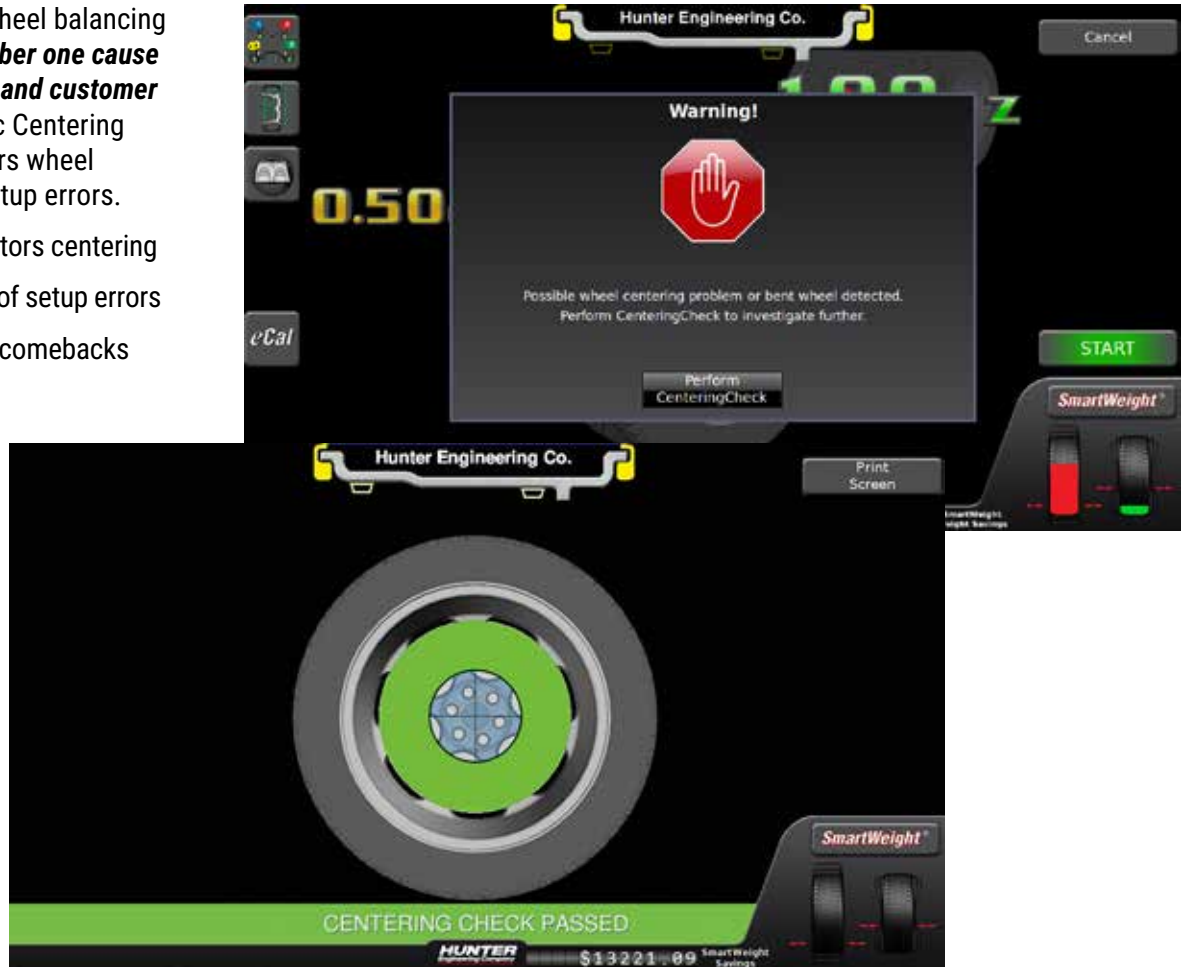
- ✓ Automatically measures wheel dimensions
- ✓ Automatically selects weight mode
- ✓ Automatically measures rim runout

Automatic CenteringCheck®

PREVENT SETUP ERRORS

Miscentering during wheel balancing procedures is the **number one cause of improper balancing and customer comebacks**. Automatic Centering Check® always monitors wheel centering to reduce setup errors.

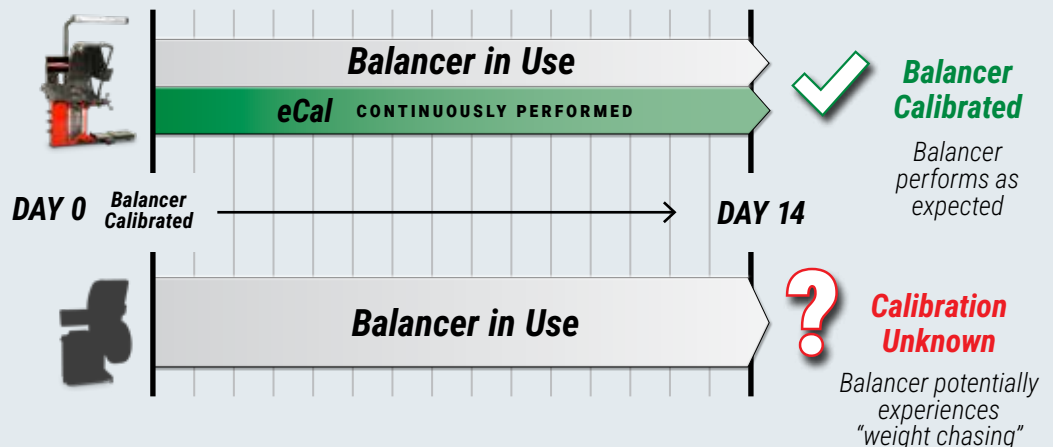
- ✓ Automatically monitors centering
- ✓ Notifies technician of setup errors
- ✓ Reduces customer comebacks



ECAL AUTOMATIC CALIBRATION

eCal automatically monitors and adjusts balancer calibration **without** operator intervention.



- ✓ Guarantees highest balancing accuracy
- ✓ No operator intervention required
- ✓ Ensures happy customers



RIM CONDITION MEASUREMENT

SmartWeight® Elite measures rim runout with every spin.

- ✓ Finds bent and damaged rims
- ✓ Show customers rim conditions



TRUWEIGHT® WEIGHT SELECTION


The rim is scanned and 3D modeled with every spin.

- ✓ Shows weights on 3D model of actual rim
- ✓ Helps techs place weights correctly
- ✓ Ensures the job is done right



SmartWeight® Balancing Technology

SAVE TIME, WEIGHTS, AND MONEY



SmartWeight® Elite vision system increases balancer accuracy and single weight solutions.

4

Modern vehicles are **4x** more sensitive to static vibration forces than couple or dynamic forces

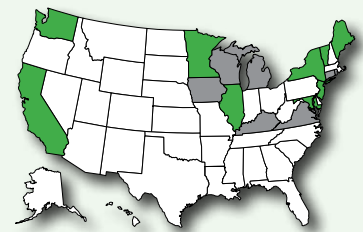
66

Avoid an average of **66 comebacks** per year by using SmartWeight®

7,130


An average shop saves **7,130 oz** per year with SmartWeight®

Lead-Free Initiative Growing



- ▶ 9 states ban lead weights
- ▶ 7 states have previously introduced legislation to ban lead wheel weights

Watch Your Savings Grow!



- ✓ See weight and labor savings based on your shop's numbers

Touchscreen interface

SIMPLE, INTUITIVE OPERATION



Touching weight value servos wheel to weight location

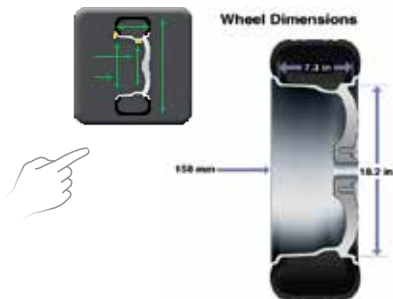


Rim cutaway displays selected weight mode

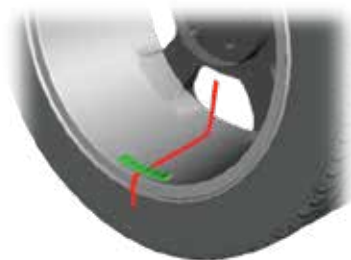


Switch text language with the push of a button

Balancing interface at a glance



One touch to display rim dimensions



TruWeight® provides live navigation through selection and placement of wheel weights



SmartWeight® panel displays wheel balance condition

CONCISE INFORMATION FOR YOUR BUSINESS!

EXCLUSIVE

Vehicle database with TPMSpecs®

- ✓ Displays proper mounting adaptors
- ✓ Present TPMS info through any internet-connected shop computer
- ✓ Presents 100+ TPMS reset procedures in a simple comprehensive, user-friendly way.



One-click TPMS access with a bar code scanner.
(Scanner sold separately)



TPMS info can be presented through any internet-connected shop computer.

TAKE CONTROL OF YOUR EQUIPMENT, NUMBERS, AND PROFITABILITY



Equipment intelligence tools help you manage your business and profits in real time

- ✓ Maximize your shop's performance
- ✓ Monitor your equipment ROI
- ✓ Buy genuine Hunter consumables
- ✓ View real-time equipment activity

POPULAR EQUIPMENT UPGRADES

Wheel lift

- ✓ Safely service heavy, oversized wheels
- ✓ Aids wheel centering
- ✓ Help retain technicians



SpeedClamp®

- ✓ Clamp wheels automatically
- ✓ Save time and effort
- ✓ Improves clamping consistency



Premium BullsEye® collets

- ✓ Provide comprehensive coverage for passenger-car and light-truck wheels
- ✓ Includes 1-ton capacity
- ✓ Provides improved centering and wheel protection



Shown with options

PATENTED

HammerHead® top-dead-center laser

- ✓ Greater weight placement accuracy to avoid mistakes
- ✓ More single-spin balances improve productivity
- ✓ Overhead lights illuminate work area



Incorrect



Correct

Printer kit with storage shelf*

- ✓ Print balance results
- ✓ Sell and perform TPMS work properly and efficiently
- ✓ Win more approvals with clear and informative printouts



* Printer model may vary.

SMARTWEIGHT® ELITE SPECIFICATIONS



SWE12 shown

Power requirements	196-253V, 10 amp, 50/60 Hz, 1 ph (Power cable includes: NEMA 20 amp plug, L6-20P)
Air supply requirements	100-175 psi (7-12 bar)**
Capacity	
Rim width	1.5 in to 20.5 in (38 mm to 521 mm)*
Rim diameter	10 in to 30 in (254 mm to 762 mm)*
ALU	14 in to 40 in (356 mm to 1016 mm)*
Max. tire diameter	44 in (1118 mm)
Max. tire width	20 in (508 mm)
Max. tire weight	175 lbs (79 kg)
Radial runout accuracy	0.002 in (0.051 mm)
Imbalance resolution	± 0.01 oz (0.28 g)
Placement accuracy	512 positions, ± 0.35°
Balancing speed	300 rpm
Motor	Programmable drive system and DC motor

* Extreme wheel sizes may require manual data entry.

** Only for wheel lift and SpeedClamp® models.

Your local Hunter team is ready to help

- ✂ Receive same- or next-day service
- 📞 Get a free quote or on-site demo
- 📖 Register for ASE-accredited training courses
- 📄 General information and questions



Contact your local team

hunter.com/contact

Because of continuing technological advances, specifications, models and options are subject to change without notice.

HunterNet, Automatic Centering Check, BullsEye, SpeedClamp, SmartWeight, TruWeight, TPMSSpecs, and HammerHead are registered trademarks of Hunter Engineering Company.

0724BH

Copyright © 2024, Hunter Engineering Company

HUNTER
Engineering Company

www.hunter.com

Form BB07887-00, 07/24

Supersedes form BB07887-00, 10/21