

# SmartWeight<sup>®</sup> Pro

*Intuitive balancer with professional features*

**NEW OPTIONS**



# Key features at a glance

*PATENT PENDING*

## No-touch wheel measurement



- ✓ Ergonomic design
- ✓ More durable than Dataset® arms
- ✓ Full wheel measurement without contact

*PATENTED*

## SmartWeight® technology



- ✓ Improves balance
- ✓ Minimizes weight usage
- ✓ Maximizes productivity

*STANDARD*

## Intuitive interface



- ✓ Single-knob navigation simplifies experience
- ✓ 3D graphics







STANDARD, PATENT PENDING

### ExactPosition™



- ✓ Laser exactly identifies weight location
- ✓ Improves balance accuracy
- ✓ More durable than Dataset® arms

PATENTED

### CenteringCheck®



- ✓ Ensures proper centering
- ✓ Eliminates setup errors and most common cause of comebacks

OPTIONAL

### HammerHead® option





- ✓ Speeds clip-weight placement
- ✓ Improves balance
- ✓ Illuminates work area

EXCLUSIVE

### On-demand videos



- ✓ Simplifies training
- ✓ Improves results
- ✓ Multiple languages  

*SWP70E shown with optional BullsEye® collet kit, HammerHead® top-dead-center laser, and wheel lift*



EXCLUSIVE

### Space-saving design

- ✓ Small-format maximizes shop space
- ✓ Hood design allows machine to be installed against wall



# ***No-touch measurement makes balancing easier***

*STANDARD, PATENT PENDING*

## **Easily determine weight placement using laser vision system**

- ✓ Simple dimension entry
- ✓ Automatic weight mode selection
- ✓ Indicates exact weight placement
- ✓ Eliminates most common cause of weight-chasing



*OPTIONAL*

## **Outer laser vision system**

- ✓ Automatically measure wheel width as hood is lowered
- ✓ Improves balance accuracy





# Achieve the best balance with SmartWeight®

## Save time & effort

- ✓ Single-weight solutions as much as **60% of the time**.
- ✓ Saves labor versus traditional two-weight solutions

## Accommodate many wheel types

- ✓ Flanged or flangeless
- ✓ Plastic clad
- ✓ Colored rims
- ✓ Wider widths
- ✓ Run flats



## Stop chasing weights



- ✓ Superior balance results in a single spin

## How does SmartWeight® deliver the best balance?

**Separates hop & wobble** imbalance forces

**Assigns a lower threshold** to hop forces, similar to manufacturer facilities

**Hop**  
(static)



**Wobble**  
(couple)



This provides the **best balance** as modern vehicles are far more sensitive to hop than wobble.

## Improves appearance

- ✓ Smaller weights are less visible
- ✓ Places weights on inside of wheel when possible



## Track labor & weight savings

- ✓ Labor savings shown in minutes and hours as well as dollars with every spin.



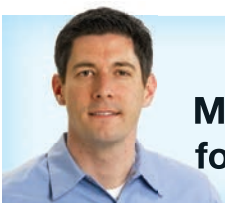
## Reduce weight usage

- ✓ **30% less weight used**
- ✓ Save money on every balance



## Did you know?

Modern vehicles are approximately 4 times more sensitive to hop forces than wobble. Conventional balancers treat both the same.



EXCLUSIVE

# Single-knob interface simplifies experience

# 50g

Clearly indicates correction weight amount

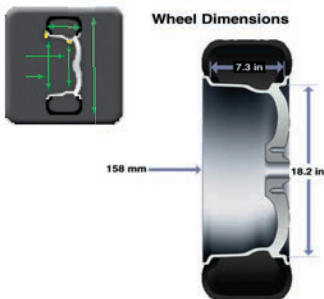


Rim cutaway displays selected weight mode




Switch text language

## Balancing interface at a glance



Display rim dimensions



TruWeight® provides lifelike representations of actual correction weights



SmartWeight® panel displays wheel balance condition

# Popular equipment upgrades

**NEW OPTION!**

## SpeedClamp

- ✓ Faster operation
- ✓ Consistent clamping force
- ✓ More efficient balancing



## Wheel lift

- ✓ Safely service heavy, oversized wheels
- ✓ Aids wheel centering
- ✓ Helps retain techs



**PATENTED**

## HammerHead® top-dead-center laser

- ✓ Greater weight placement accuracy
- ✓ More single-spin balances improve productivity
- ✓ Overhead light illuminates work area

## BullsEye® centering system

- ✓ Optimize centering
- ✓ Prevent wheel damage




## Ergonomic QuickNut

- ✓ Fast clamping with collapsing jaws
- ✓ Comfort-grip handles



## Basic collet kit

- ✓ Handles most common wheel sizes
- ✓ Prevent wheel damage





# Specifications

**Power requirements** 196-256V, 3 amp, 50/60 Hz, 1 ph  
(Power cable includes:  
NEMA 20 amp plug, L6-20P)

**Air supply requirements\*** 7-12 bar (100-175 psi)

## Capacity

Rim width	38 – 508 mm (1.5 – 20 in.)
Rim diameter	254 – 762 mm (10 – 30 in.)**
ALU	191 – 965 mm (7.5 – 38 in.)**
Max. tyre diameter	965 mm (38 in.)
Max. tyre width	508 mm (20 in.)
Max. tyre weight	61 kg (135 lbs.)

**Imbalance resolution** ± 1.0 g (0.05 oz)

**Placement accuracy** 512 positions, ± 0.35°

**Balancing speed** 150 rpm

**Motor** Programmable drive system and DC motor

\* Wheel lift and SpeedClamp models only. \*\* Extreme wheel sizes may require manual data entry.



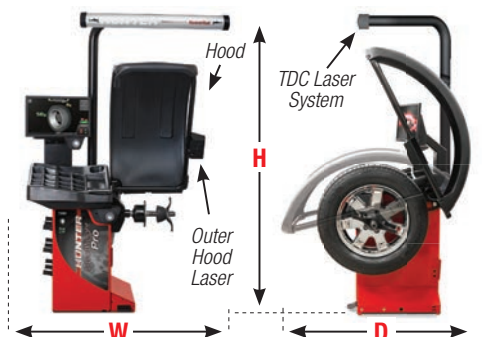
**SWP70E**  
shown with  
optional BullsEye®  
collet kit

## Ordering information

	SWP90E	SWP70E	SWP00E
<b>Hood</b>	✓	✓	
<b>Outer laser</b>	✓	✓	
<b>Speed Clamp</b>	✓		
<b>Width (W)</b>	53" (1346 mm)	53" (1346 mm)	42" (1066 mm)
<b>Height (H)</b>	71.5" (1816 mm)	71.5" (1816 mm)	61" (1549 mm)
<b>Depth (D)</b>	32.75" (832 mm)	32.75" (832 mm)	28" (711 mm)
<b>Weight</b>	311 lbs. (141 kg)	311 lbs. (141 kg)	288 lbs. (131 kg)



**SWP90E**



**SWP70E**

shown with optional HammerHead®  
top-dead-center laser

## Optional equipment

- 20-3062-1** Basic collet kit
- 20-3495-1** HammerHead® top-dead-center laser
- 20-3101-1** Wheel lift
- 20-2747-1** BullsEye® collet kit
- 76-574-2** Ergonomic QuickNut
- 20-1839-1** Flange plate



**HUNTER**  
Engineering Company

[www.hunter.com](http://www.hunter.com)

11250 Hunter Drive, Bridgeton, MO 63044, USA  
Tel: 1-314-731-3020, Fax: 1-314-731-0132  
Email: [international@hunter.com](mailto:international@hunter.com)