


RX12 KF & KFPS

Flush Mount Lift Rack




HUNTER
Engineering Company

SPECIFICATIONS []

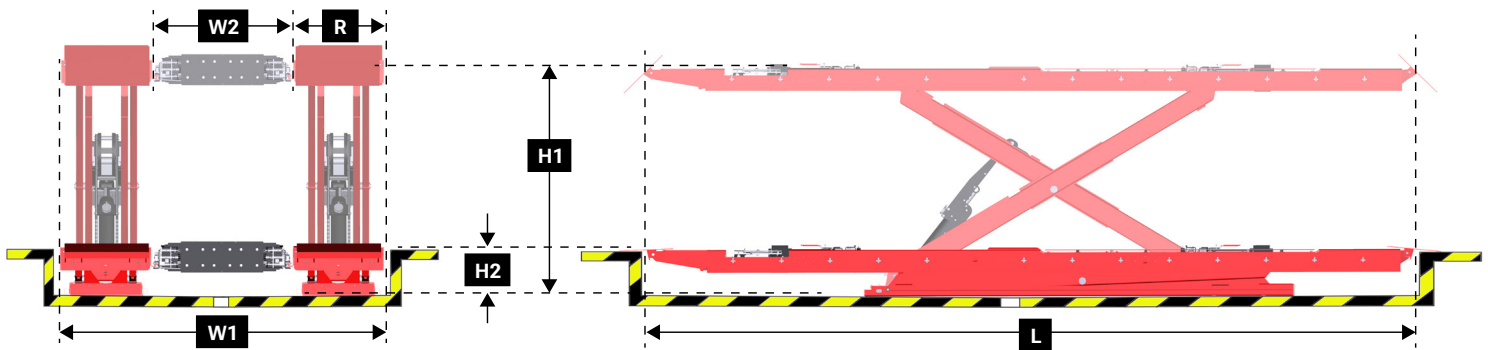


RX12KFPS

Floor Pocket Requirements	Refer to 7487-T for details
Power Requirements	208-230 VAC, single phase power, 26 Amp
Air Supply Requirements	130 - 150 psi (9 - 10.3 bar)
Minimum Concrete Spec.	3 in. (76 mm) thick, 3000 psi (20,700 kPa) rating
Maximum Floor Slope	2 in. (51 mm) over 126 in. (3200 mm)
Max Vehicle Weight	12,000 lbs. (5500 kg)
Alignment Height	All lock positions
Min. Four-Wheel Alignment	88 in. (2235 mm)
Lifting Speed	1 speed, 55 seconds
Lowering Speed	2 speed, 25 seconds
Max. Wheelbase	
General Service	180 in. (4572 mm)
Two-Wheel Alignment	175 in. (4445 mm)
Four-Wheel Alignment	158 in. (4013 mm)

Feature	KF	KFPS
6000-lb Swing Air Jacks (2)	✓	✓
Two-Speed Lowering	✓	✓
		✓
		✓
		

Dimension	
Outside Width (W1)	88.5 in. (2248 mm)
Inside Width (W2)	40 in. (1016 mm)
Length (L)	228.375 in. (5801 mm)
Runway Width (R)	24 in. (610 mm)
Raised Height (H1)	71 in. (1803 mm)
Depth (H2)	10.5 - 11.5 in. (267 - 292 mm)



For lift rack information visit:
hunter.com/alignment-racks

For local contact visit:
hunter.com/contact

For general inquiries visit:
www.hunter.com or call 800-448-6848

Because of continuing technological advancements, specifications, models and options are subject to change without notice.

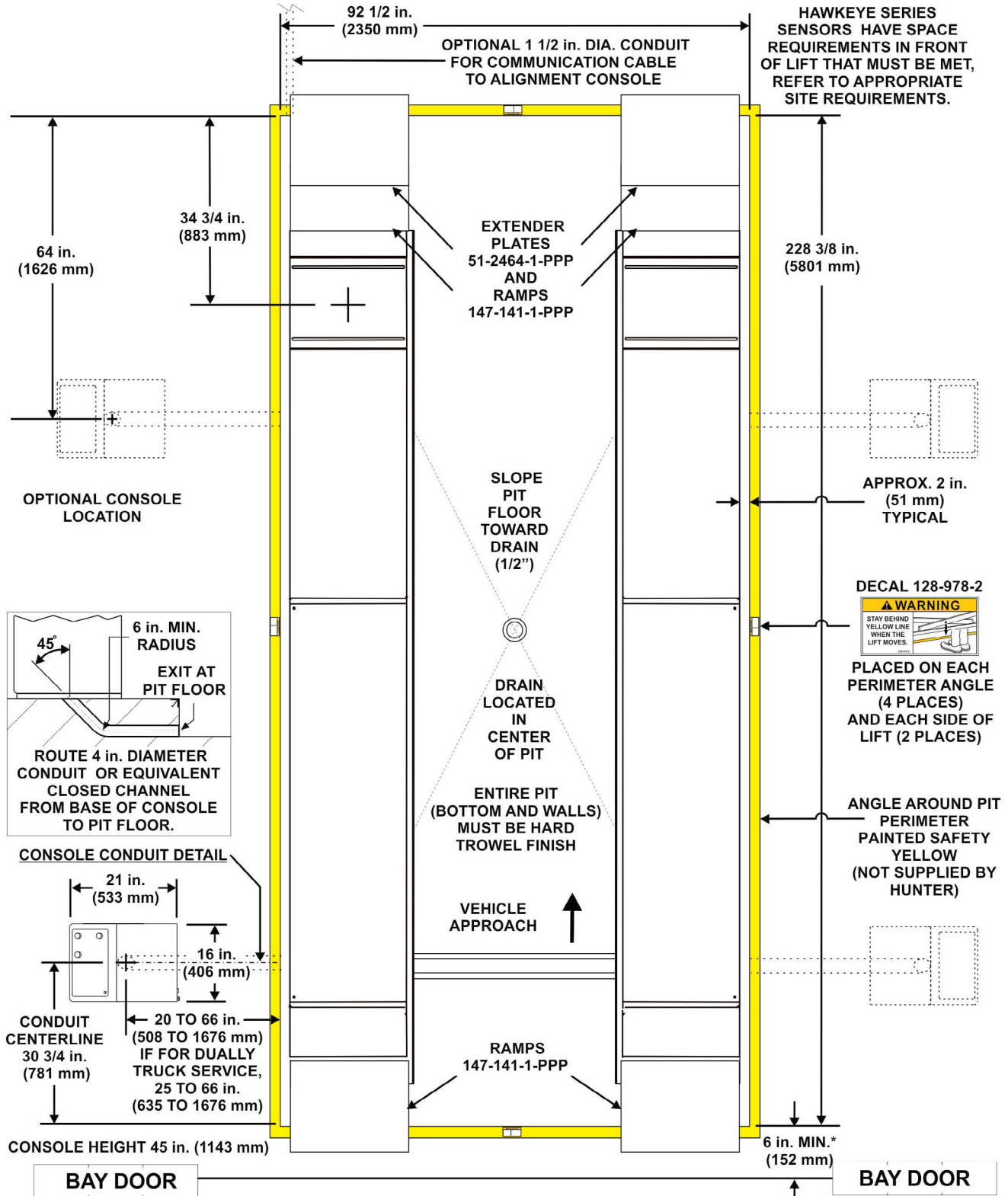
Form RS07490-00, 08-24
Supersedes Form 7490-T, 03-18a
Copyright ©2024, Hunter Engineering Company

RX12 KF & KFPS

Flush Mount Lift Rack



LAYOUT DIAGRAM (refer to 7487-T for construction drawings)



* LONGER VEHICLES WILL NEED TO BE SERVICED WITH THE BAY DOOR OPEN. TO ACCOMMODATE MOST VEHICLES, INCREASE THE SPACE BEHIND THE PIT TO 39 in. (991 mm) OR GREATER.

Dimensions shown are for end result. Tile thickness (if applicable) must be considered before pouring concrete. Positioning of control console is limited to a maximum space between console and rack of 5 1/2 feet (1676 mm) at the approach ramp end and 16 feet (4877 mm) at the turnplate end.